



**District 58**  
**Winter TLI 2018**



# **Welcome to the Pathways Education Program**




# Why change the Education Program?

- Board of Directors: Revitalize the Program
  - Many manuals are very old
  - Integrate Communications and Leadership
  - Make program more relevant to needs
  - Use modern tools & technology
  - Recognition sooner, more often



# Why Have Recognition Sooner?

## REALITY CHECK

- Average Length of Membership: 18 months
  - Average time to earn CC: 2+ Years
  - **Less than 10% of Members Earn any Award**
- 

# Benefits of Pathways Program

## *What Members Like Most*

- Modern subject matter
- Modernization of content
- Videos
- Online format (optional)



# Education Program Comparison

	Today	With Pathways
Your club meeting has an agenda, meeting roles and speeches	✓	✓
You sign up for a speech and receive an evaluation	✓	✓+ Access and store speech evaluations online
Club members support you and give feedback	✓	✓+ Feedback is also available online through Base Camp
You receive recognition	✓	✓+ Receive digital badges and certificates through Base Camp
The Ice Breaker is your first speech	✓	✓
The VPE tracks your progress	✓	✓
Speeches last 5–7 minutes	✓	✓
Learn 68 competencies	✓	✓+ Learn more than 300 competencies
One communication track, one leadership track	✓	✓+ 10 different learning paths tailored to you

# Distinguished Club Program (DCP) Comparison

## Current DCP

### PROGRAM EDUCATION GOALS

1. Two CC awards
2. Two more CC's
3. One ACB, ACS or ACG award
4. One more ACB, ACS or ACG
5. One CL, ALB, ALS or DTM award
6. One more CL, ALB, ALS or DTM

## DCP in Pathways

### PATHWAYS EDUCATION GOALS

1. Four Level 1's
2. Two Level 2's
3. Two more Level 2's
4. Two Level 3's
5. One Level 4
6. One Level 5

# District 58 Pathways Rollout Timeline

January 19<sup>th</sup>

District Pathways Guide team candidates submitted to WHQ for approval

February

Guides & Ambassadors schedule visits

March /April

Guides & Ambassadors conduct club visits

District Launch May 2018

70% of club visits completed

May, June, July

Ongoing support; Guides conduct virtual training sessions







# District 58 Roll Out Sequence

- We start May 2018
- Transition period: two years after last region launch
- Post launch:
  - Current Members: can continue traditional program, work the new, or both programs
  - New Members must all start on Pathways
  - Begin using new member applications


# 10 Paths Available



Dynamic  
Leadership



Effective  
Coaching



Innovative  
Planning



Leadership  
Development



Motivational  
Strategies



Persuasive  
Influence



Presentation  
Mastery



Strategic  
Relationships



Team  
Collaboration



Visionary  
Communication

# Toward DTM - 2 Paths, 5 Levels Each



**Mostly  
Communications**

**Communications  
& Leadership**

# DTM – Still the Highest Achievement


## In addition to completing two paths:

- Serve as a club officer for 12 months
- Serve as Club Mentor or Coach
- Serve as Club Sponsor or conduct Speechcraft or Youth Leadership Program
- Serve as a district officer for one year
- Complete the capstone DTM project (HPL)

# Current Program Chart

## LEADERSHIP TRACK


New Member




Club Officer+

District Officer  
Sponsor/Mentor/Coach  
HPL

DTM



Educ.



Speechcraft,  
YLP, et al

## COMMUNICATION TRACK

# Pathways Chart



# Level 1: Mastering Fundamentals

## Same for all Paths

- Ice Breaker
- Evaluation and Feedback
- Researching and Presenting

# Level 2: Learning Your Style

## Presentation Mastery

- Understanding Your **Communications Style**
- **Effective Body Language**
- Introduction to Toastmasters Mentoring

## Innovative Planning

- Understanding Your **Leadership Style**
- **Connect with Your Audience**
- Introduction to Toastmasters Mentoring



# Level 3: Increasing Knowledge

## Presentation Mastery

- **Required:**  
Persuasive Speaking

## Innovative Planning

- **Required:**  
Present a Proposal

## Electives – both paths (choose 2)

- ▶ Deliver Social Speeches
- ▶ Focus on the Positive
- ▶ Using Presentation Software
- ▶ Inspire Your Audience
- ▶ Connect with Storytelling
- ▶ Prepare for an Interview
- ▶ Connect with Your Audience
- ▶ Creating Effective Visual Aids
- ▶ Understanding Vocal Variety
- ▶ Using Descriptive Language
- ▶ Active Listening
- ▶ Effective Body Language
- ▶ Make Connections Through Networking

# Level 4: Building Skills

## Presentation Mastery

- **Required:**  
Managing a Difficult Audience

## Innovative Planning

- **Required:**  
Manage Projects Successfully

### Electives – both paths (choose 1)

- ▶ *Create a Podcast*
- ▶ *Manage Online Meetings*
- ▶ *Building a Social Media Presence*
- ▶ *Question-and-Answer Session*
- ▶ *Write a Compelling Blog*
- ▶ *Public Relations Strategies*
- ▶ *Manage Projects Successfully*
- ▶ *Managing a Difficult Audience*

# Level 5: Demonstrating Expertise

## Presentation Mastery

- **Required:**
  - **Prepare to Speak Professionally**
  - **Reflect on Your Path**

## Innovative Planning

- **Required:**
  - **High Performance Leadership**
  - **Reflect on Your Path**

## Electives – both paths (choose 1)

- ▶ *Leading in Your Volunteer Organization*
- ▶ *Lessons Learned*
- ▶ *Ethical Leadership*

- ▶ *Prepare to Speak Professionally*
- ▶ *Moderate a Panel Discussion*
- ▶ *High Performance Leadership*

# How to Get Started in Pathways

## | PATHWAYS LEARNING EXPERIENCE

Welcome to Pathways! You'll be challenged and inspired to reach new heights both personally and professionally.

### Choose your path

What are your goals and how will you achieve them? Take the Pathways Assessment to identify the path that best aligns with your interests and objectives.

[Continue to Path Selection](#)

### Access my path through Base Camp

Access your path here through Base Camp, your online gateway to Pathways. Base Camp tracks your progress and lets you connect online with other members of your club.

Your home club:  
Women's Society of Cyberjutsu

[Log in as a Member](#)

### *The Navigator*

View *The Navigator* to guide you through each step of your journey. Refer to it to support your progress and to answer your questions along the way.

NAVIGATOR

[Launch \*The Navigator\*](#)

# Base Camp

- Your online home base for the education program where you'll find:
  - Projects
  - Resources
  - Transcripts
  - Tips
  - Tools
- It's also where the Base Camp Managers will track and approve your progress

# Sneak Peek of Base Camp



## Welcome to Base Camp

Base Camp is your gateway to the Toastmasters Pathways learning experience. Base Camp is where you access your educational materials, your education transcript, interactive projects and other useful tips, tools and resources. If you are new to Base Camp, select the Navigating Base Camp button to learn more.

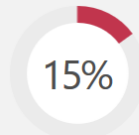
### My Education Transcript

	Action
Motivational Strategies	Open Curriculum
The Navigator	Launch

### Suggested Education

No suggested training

# Effective Coaching curriculum



CURRICULUM PROGRESS

Effective Coaching

LEVEL 1

LEVEL 2

LEVEL 3 >





LEVEL 4 >

LEVEL 5 >

## Effective Coaching

Options ▾

**Level 1** <sup>i</sup>  
75% Completed: 3 Min Required: 4 Total Items: 4

-  **Ice Breaker**  
**Status:** Completed **Due:** No Due Date  
 This foundational project is designed to introduce you to your club and the skills you need to begin your Toastmasters journey.
 Launch ▾
-  **Evaluation and Feedback**  
**Status:** Completed **Due:** No Due Date  
 This project addresses the skills needed to give and receive feedback. You will learn about giving, receiving and applying feedback.
 Launch ▾
-  **Researching and Presenting**  
**Status:** Completed **Due:** No Due Date  
 This project addresses strategies for selecting a topic, suggestions for research and methods for producing a well-organized speech.
 Launch ▾
-  **Level 1 Completion—Effective Coaching**  
**Status:** Pending Completion Approval **Due:** No Due Date  
 Use this resource to help you through the process of requesting that your vice president education approve your completion of Effective Coaching Level 1.
 Launch ▾

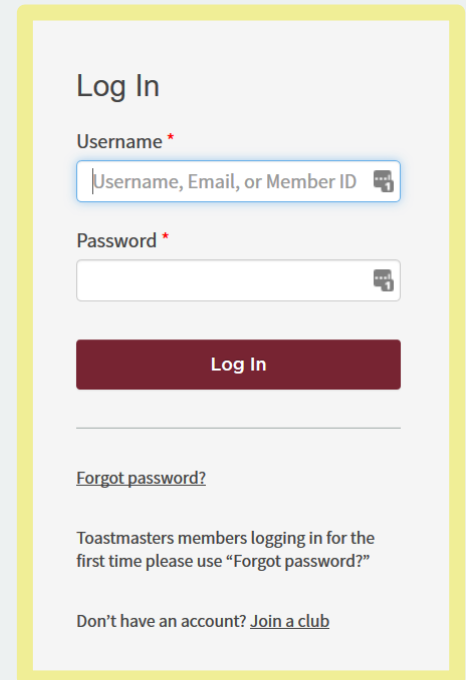
# For More Information

- Check out the FAQ at Toastmasters.org for more information: [toastmasters.org/Education/Pathways/FAQ](https://toastmasters.org/Education/Pathways/FAQ)
- Review Pathways section (*main navigation of the TI website*)
- Read articles in the Toastmasters magazine



# Every member should...

- Verify their email address on file with Toastmasters International is current
- Login to the *toastmasters.org* website and access your profile to check
- For those who have never logged on:
  - Click *Login* at the top of the home page, scroll down and click *Forgot password* and follow instructions.
  - Check your Inbox for login information

A screenshot of the Toastmasters.org login page, enclosed in a yellow border. The page has a white background. At the top, it says "Log In". Below that, there are two input fields: "Username\*" and "Password\*". The "Username\*" field contains the placeholder text "Username, Email, or Member ID" and has a small icon of a document with a checkmark. The "Password\*" field is empty and also has a small icon of a document with a checkmark. Below the input fields is a dark red button with the text "Log In" in white. Underneath the button is a horizontal line. Below the line, there is a link that says "Forgot password?". At the bottom of the page, there is a line of text that says "Toastmasters members logging in for the first time please use 'Forgot password?'" and another link that says "Don't have an account? Join a club".



**TOASTMASTERS**  
**PATHWAYS**

— learning experience —